

STERIS IMS Ltd.

14 Pindar Road, Hoddesdon, Hertfordshire,
EN11 0BZ, England.
Telephone No. +44 (0)3452 414818
E-Mail: instrumentinfo@steris.com
Web: www.sterisims-instruments.com

EC REP STERIS Ireland Limited.

IDA Business and Technology Park,
Tullamore, County Offaly,
R35 X865, Ireland.

Washing, Decontamination & Sterilising instructions – INS010 iss 002

Intended Use

Manual, non-powered medical devices intended for clinical use.

Product characteristics

General use reusable medical devices are supplied in non-sterile conditions. The sterility of any medical device prior to use is the responsibility of the Customer.



Devices to be used by licensed medical professionals trained in their use, including appropriate selection of medical device size for the application.



Device proper functionality, including cleaning and sterilisation verification, shall be verified prior to each use. Device lifetime is determined by device proper functionality and careful care during use. End of lifetime is determined by wear and damage caused by use. Improperly functioning, damaged or excessively worn general use reusable medical devices should be removed from service and not used. Devices can be damaged due to inappropriate selection for use, cleaning, decontamination and/or sterilization.

Contraindications

Surgically invasive use and any use of the medical device that is not corresponding with the intended use.



Physical removal of gross debris and bioburden, through soaking and wiping of the devices with water should be initiated immediately after the procedure, at the point of use. In order to keep the devices moist while preventing organic soils from drying prior to washing and decontamination, spray the device with enzymatic solution. Do not use metal or wire brushes, abrasive detergents or isopropyl alcohol on the devices.

Washing, Decontamination & Sterilizing instructions

The Decontamination Process is dependent on effective cleaning and washing of medical devices by staff appropriately trained to your local procedures for the process. Severe soiling should be removed under running water in a sink draining continually, using brushes and rigid nylon bristles. Attention should be paid to any areas where debris may enter. Staff carrying out decontamination and washing process should operate according to local policy and procedures.

Following manual cleaning the medical device should be washed in a washer-disinfector meeting the requirements of the ISO 15883 series, using a detergent (typically 7-10PH), and incorporating a thermal disinfection cycle (minimum 90°C for 1 minute) using high purity RO water. Pivoted devices should be presented open for the washer, disinfection process.

The medical devices must be sterilized prior to use using high temperature steam. The devices must be sterilized using validated equipment meeting the requirements of the ISO 17665 series and processed in accordance with national standards and guidelines. The standard parameters of 134-137°C for 3 – 3 ½ minutes are appropriate. A vacuum assisted air removal phase prior to steam admission for sterilisation is recommended.

Packaging materials used should conform to EN ISO 11607 or the relevant parts of EN 868-7.

The parameters above have been validated as appropriate and are effective for the medical devices provided with these instructions.

For further information, related to the use of these medical devices, please contact your STERIS Instrument Management Services Limited representative.

INS010 issue 002 Washing Decontamination Sterilising instructions - Non Surgically Invasive
Effective 2020-08-21



The majority of the medical devices are one-piece items; however, some are made up of several components. These must be disassembled into their constituent parts in order to be washed, cleaned and decontaminated effectively.

Return of medical devices

Before returning any medical devices to STERIS Instrument Management Services Limited, please ensure that washing and sterilizing has been carried out in accordance with national standards and guidelines. All used and returned medical devices must reference washing and sterilization cycles onto the decontamination certificate.

Damaged medical devices

If any medical devices have been damaged or are found to be below your standard of expectation, please supply details so that we may investigate and rectify and situation.

Serious Incidents

Serious incidents that have occurred in relation to this medical device should be reported to STERIS Instrument Management Services Limited representative and competent authority in the country where the incident occurred.

Disposal after use














The device itself does not require special disposal instructions. The device should be cleaned and disinfected to remove any possibility of infection. When disposing of or recycling a device, and its packaging, please follow all national regulations and standards.

Repair Service

For any repair service inquiries, please contact your STERIS Instrument Management Services representative.

Glossary

Please refer to the table below for definitions of the symbols used within the labelling.

Symbol	Meaning
	Indicates the manufacturer's catalogue number so that the medical device can be identified.
	Indicates the manufacturer's batch code so that the batch or lot can be identified.
	Indicates the date when the medical device was manufactured.
	Indicates the medical device manufacturer.
	Indicates the authorized representative in the European Community.
	Indicates the medical device CE marking.
	Indicates a medical device that has not been subjected to a sterilization process.
	Indicates a medical device that needs protection from light sources.
	Indicates a medical device that needs to be protected from moisture.
	Indicates the need for the user to consult the instructions for use.
	Indicates the need for the user to consult the instructions for use for important cautionary information.
	Indicates a Medical Device.
	Indicates Unique Device Identifier.